

Overview from Website:

Kidblog.org is designed for teachers who want to provide each student with their own, unique blog. Kidblog's simple, yet powerful tools allow students to publish posts and participate in discussions within a secure classroom blogging community. Teachers maintain complete control over student blogs. (Teachers create their account on the site, and add students as users to their account.)

Creating Your Teacher Account



1. Click the link:
2. Complete the form. Enter your username, password, RPS email address, the class name of your blog, and the verification code. Click “Create Class”.
3. Once your class is created, you will be taken to the “dashboard” where you can complete the following tasks: write a new post, review posts, review comments, view and edit user permissions, and modify the settings. (See picture of dashboard below.)

Display Name

Password


Email

Class Name

Verification Code
 VGD2 [Reload Image](#)

By clicking the button below, you agree to the [Terms of Service](#)

Create Class >>

K GeorgeMason- 2012 My Classes Go to class blogs C.Myers  Log Out

Dashboard
New Post
Review Posts
Comments
Users
Settings
Help

Dashboard
Home
My Classes
Create New Class

Blogging Activity

Posts	Comments
121 Published Posts	68 Comments
5 Pending Posts	0 Pending
8 Drafts	68 Approved


Theme Kidblog Notepad Change Theme

Storage Space »Manage Files

500MB Space Allowed

16.23MB (3%) Space Used

Recent Comments

Comments RSS 


From ... on A Time When I was Brave
Thank you!

From ... on A Time When I was Brave
Nilaja your stories are better than mine!

From ... on The Time That I Was Brave
You control your anger really well Kiya. I would have been mad!

From ... on The Time I Was Brave
I couldn't have done what you did.

Recent Posts

Posts RSS 

Superhero
by ... - Jan 25 at 7:35 PM

The Time I Was Brave
by Di ... - Jan 25 at 7:21 PM

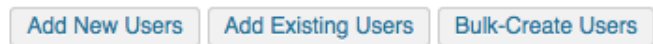
A Time In My Life When I Was Brave
by J ... - Jan 25 at 7:04 PM

The Magic Carpet
by Mi ... - Jan 25 at 6:57 PM

The Magic Carpet
by J ... - Jan 25 at 6:47 PM

The Time I Was Brave
by R ... - Jan 25 at 1:53 PM

Add Students to This Class:



1. Click the “Users” tab from the dashboard.
2. Click the “Add New Users” button.
3. Enter the username, the password, and the role for each student, then click “Add User” button underneath. (Keep a master list.) -or-
1. Click the “Bulk-Crete Users” button
2. Download Kidblog’s sample .csv file. Enter your student usernames and passwords. Then simply save file with new name.

Username

Password

Role 

Add User

cmyers@richmond.k12.va.us
 twitter: @CMyersRPS